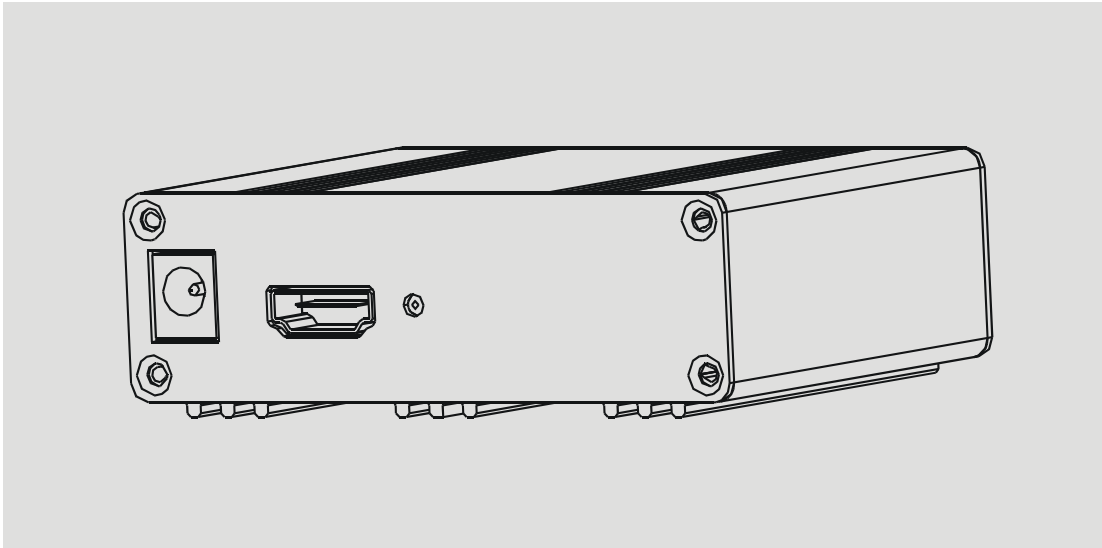




HDMI Splitter (Asynchronous Method)

Model No. SP0102

Operating Instructions (P/N of this Instructions is INSSP0102)



Dear customer

Thank you for purchasing this product. For optimum performance and safety, please read these instructions carefully before connecting, operating or adjusting this product. Please keep this manual for future reference.

FEATURES

- Compact size: only of 6.8cm by 8.8cm.
- No need of outside power supply. (The power input is optional)
- No need of setting.
- Distribution: 2 asynchronous HDMI outputs.
- Output auto switching function, no buttons or switches on the board.
- Cascade (Daisy chained)
- Signaling rates up to 2.25 Gbps in support of WUXGA and 1080P deepcolor display.
- 8dB receiver equalization to compensate for 5m HDMI cable losses.
- 3dB driver pre-emphasis to compensate for PCB losses.
- Each port supports HDMI or DVI inputs.
- HDCP compliant.

NOTICE

Grandbeing Inc. reserves the right to make changes in the hardware, packaging and any accompanying documentation without prior written notice.

TABLE OF CONTENTS

Introduction

Package Contents

Panel Descriptions

Connecting and Operating

Specifications

Typical Application

Maintenance

Product Service

Warranty

WARNING:

TO REDUCE THE RISK OF FIRE, ELECTRIC SHOCK OR PRODUCT DAMAGE:

- 1) DO NOT EXPOSE THIS APPARATUS TO RAIN, MOISTURE, DRIPPING OR SPLASHING AND THAT NO OBJECTS FILLED WITH LIQUIDS, SUCH AS VASES, SHALL BE PLACED ON THE APPARATUS.
- 2) DO NOT INSTALL OR PLACE THIS UNIT IN A BOOKCASE, BUILT-IN CABINET OR IN ANOTHER CONFINED SPACE. ENSURE THE UNIT IS WELL VENTILATED.
- 3) TO PREVENT RISK OF ELECTRIC SHOCK OR FIRE HAZARD DUE TO OVERHEATING, DO NOT OBSTRUCT THE UNIT'S VENTILATION OPENINGS WITH NEWSPAPERS, TABLECLOTHS, CURTAINS, AND SIMILAR ITEMS.
- 4) DO NOT INSTALL NEAR ANY HEAT SOURCES SUCH AS RADIATORS, HEAT REGISTERS, STOVES, OR OTHER APPARATUS (INCLUDING AMPLIFIERS) THAT PRODUCE HEAT.
- 5) DO NOT PLACE SOURCES OF NAKED FLAMES, SUCH AS LIGHTED CANDLES, ON THE UNIT.
- 6) CLEAN THIS APPARATUS ONLY WITH DRY CLOTH.
- 7) UNPLUG THIS APPARATUS DURING LIGHTNING STORMS OR WHEN UNUSED FOR LONG PERIODS OF TIME.
- 8) PROTECT THE POWER CORD FROM BEING WALKED ON OR PINCHED PARTICULARLY AT PLUGS.
- 9) ONLY USE ATTACHMENTS/ACCESSORIES SPECIFIED BY THE MANUFACTURER.
- 10) REFER ALL SERVICING TO QUALIFIED SERVICE PERSONNEL.

INTRODUCTION

Grandbeing's SP0102 is a two-output HDMI splitter (Asynchronous method). It distributes the HDMI input into two asynchronous outputs. These two outputs are not synchronized. SP0102 has the ability of buffering and amplifying. Series connection of SP0102 achieves long distance transmission of HDMI signal of more than 15 meters. When two or more SP0102 are cascaded, they can be used to create a larger distribution.

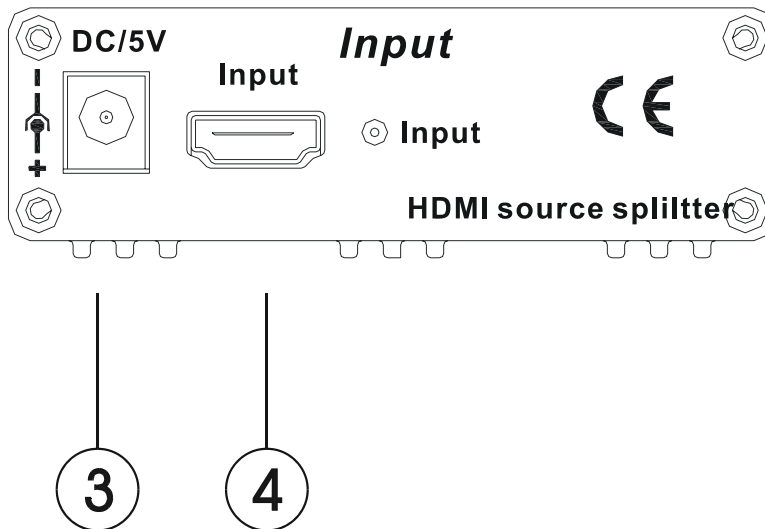
SP0102 offers solutions for HDTV retail and show site, HDTV, STB, DVD and Projector factory, noise, space and security concerns, data center control, information distribution, conference room presentation, school and corporate training environments.

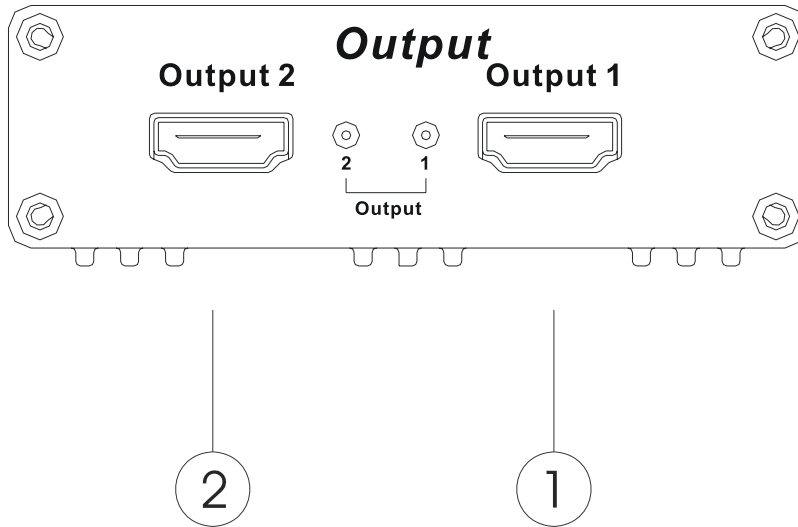
PACKAGE CONTENTS

- 1) Main unit. P/N_SP0102
- 2) 5VDC Power Supply.P/N_VDC0501(Optional)
- 3) Operating Instructions. P/N_INSSP0102

***PART NUMBER (Abbreviation as P/N)**

PANEL DESCRIPTIONS





- 1) HDMI output NO.1
- 2) HDMI output NO.2
- 3) Power input (Optional)
- 4) HDMI input

CONNECT AND OPERATE

- 1) Connect the HDMI input source into SP0102.
- 2) Connect the HDMI outputs into SP0102.

SP0102 needs no setting. Just plug and play,

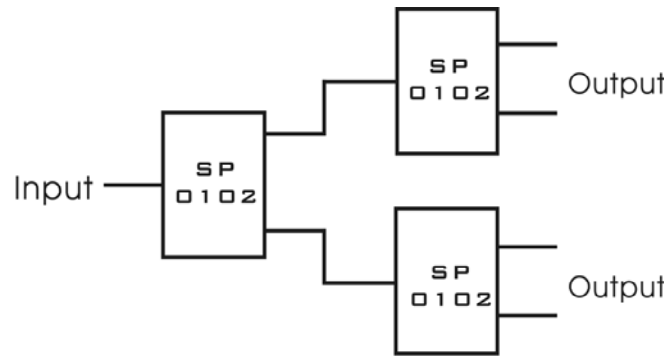
Attention: Insert / Extract cable gently.

SPECIFICATIONS

Operating temperature range.....	-5 to +35°C (-41 to +95°F)
Operating humidity range.....	5 to 90 % RH (no condensation)
Signalling rates.....	up to 2.25Gbps
Input Video Signal.....	0.5-1.0 volts p-p
Input DDC Signal.....	5 volts p-p (TTL)
Maximum Single Link Range.....	WUXGA, 1080P
Output Video.....	up to HDMI1.3b+HDCP1.2
Output Audio.....	Support Dolby/DTS-HD,7.1
Power Consumption.....	250 mWatts (max.)
Dimensions.....	68mmW x 88mmH x 28mmD
Mass.....	25 gs

Note: Specifications are subject to change without notice. Mass and dimensions are approximate.

TYPICAL APPLICATION



Distribution

MAINTENANCE

Clean this unit with a soft, dry cloth. Never use alcohol, paint thinner or benzene to clean this unit.

PRODUCT SERVICE

- 1) **Damage requiring service:** The unit should be serviced by qualified service personnel if:
 - (a) The DC power supply cord or AC adaptor has been damaged;
 - (b) Objects or liquids have gotten into the unit;
 - (c) The unit has been exposed to rain;
 - (d) The unit does not operate normally or exhibits a marked change in performance;
 - (e) The unit has been dropped or the cabinet damaged.
- 2) **Servicing Personnel:** Do not attempt to service the unit beyond that described in these operating instructions. Refer all other servicing to authorized servicing personnel.
- 3) **Replacement parts:** When parts need replacing ensure the servicer uses parts specified by the manufacturer or parts that have the same characteristics as the original parts. Unauthorized substitutes may result in fire, electric shock, or other hazards.
- 4) **Safety check:** After repairs or service, ask the servicer to perform safety checks to confirm that the unit is in proper working condition.

WARRANTY

If your product does not work properly because of a defect in materials or workmanship, Grandbeing Company (referred to as “the warrantor”) will, for the

length of the period indicated as below, (**Parts (1) Year, Labor(90) Days**) which starts with the date of original purchase (“Limited Warranty period”), at its option either (a) repair your product with new or refurbished parts, or (b) replace it with a new or a refurbished product. The decision to repair or replace will be made by the warrantor.

During the “Labor” Limited Warranty period there will be no charge for labor. During the “Parts” warranty period, there will be no charge for parts. You must mail-in your product during the warranty period. This Limited Warranty is extended only to the original purchaser and only covers product purchased as new. A purchase receipt or other proof of original purchase date is required for Limited Warranty service.

Mail-In Service

When shipping the unit carefully pack and send it prepaid, adequately insured and preferably in the original carton. Include a letter detailing the complaint and provide a day time phone and/or email address where you can be reached.

IF REPAIR IS NEEDED DURING THE LIMITED WARRANTY PERIOD THE PURCHASER WILL BE REQUIRED TO FURNISH A SALES RECEIPT/PROOF OF PURCHASE INDICATING DATE OF PURCHASE, AMOUNT PAID AND PLACE OF PURCHASE. CUSTOMER WILL BE CHARGED FOR THE REPAIR OF ANY UNIT RECEIVED WITHOUT SUCH PROOF OF PURCHASE.

LIMITED WARRANTY LIMITS AND EXCLUSIONS

- 1) This Limited Warranty ONLY COVERS failures due to defects in materials or workmanship, and DOES NOT COVER normal wear and tear or cosmetic damage. The Limited Warranty ALSO DOES NOT COVER damages which occurred in shipment, or failures which are caused by products not supplied by the warrantor, or failures which result from accidents, misuse, abuse, neglect, mishandling, misapplication, alteration, faulty installation, set-up adjustments, misadjustment of consumer controls, improper maintenance, power line surge, lightning damage, modification, or service by anyone other than a Factory Servicenter or other Authorized Servicer, or damage that is attributable to acts of God.
- 2) THERE ARE NO EXPRESS WARRANTIES EXCEPT AS LISTED UNDER “LIMITED WARRANTY COVERAGE”. THE WARRANTOR IS NOT LIABLE FOR INCIDENTAL OR CONSEQUENTIAL DAMAGES RESULTING FROM THE USE OF THIS PRODUCT, OR ARISING OUT OF ANY BREACH OF THIS WARRANTY. (As examples, this excludes damages for lost time, cost of having someone remove or re-install an installed unit if applicable, travel to and from the servicer, loss of or damage to media or images, data or other recorded content. The items listed are not exclusive, but are for illustration only.)
- 3) PARTS AND SERVICE, WHICH ARE NOT COVERED BY THIS LIMITED

WARRANTY, ARE YOUR RESPONSIBILITY.

Grandbeing Technology Co., Ltd

**Address: 6C, Jialitai Building, No. 6 Yanshan Road, Nanshan District
Shenzhen , P.R. China**

Post Code:518067

Tel:86-755-26678449

Fax:86-755-26678549

Email:Sales@grandbeing.com, lauarthur@163.com

Website:<http://www.grandbeing.com>