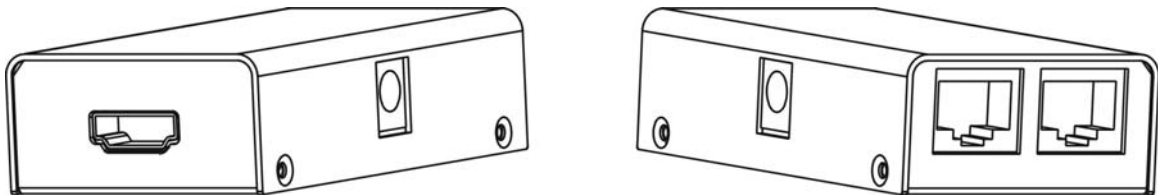


Grandbeing®

HDMI Extender (By CAT-5E cable)

Model No. GB07_CAT5E_HDMI

Operating Instructions (P/N of this Instructions is INSGB07_CAT5E_HDMI)



Dear customer

Thank you for purchasing this product. For optimum performance and safety, please read these instructions carefully before connecting, operating or adjusting this product. Please keep this manual for future reference.

FEATURES

- One pair as a full functional module, no need of setting.
- Use CAT-5E cable to substitute HDMI cable to achieve long distance transmission.
- Follow the standard of IEEE-568B.
- Transmission distance reaches up to 28 meters under the video format of 1080P.
- Auto-adjustment of feedback, equalization and amplify, the user does not need to care about the length of the cable.
- Compact size.
- Signaling rates up to 2.25Gbits in support of 1080P display.
- Each port supports HDMI or DVI inputs.
- HDCP compliant.

NOTICE

Grandbeing Inc. reserves the right to make changes in the hardware, packaging and any accompanying documentation without prior written notice.

TABLE OF CONTENTS

Introduction
Package Contents
Panel Descriptions
Connecting and Operating
Specifications
Typical Application
Maintenance
Product Service
Warranty

WARNING:

TO REDUCE THE RISK OF FIRE, ELECTRIC SHOCK OR PRODUCT DAMAGE:

- 1) DO NOT EXPOSE THIS APPARATUS TO RAIN, MOISTURE, DRIPPING OR SPLASHING AND THAT NO OBJECTS FILLED WITH LIQUIDS, SUCH AS VASES, SHALL BE PLACED ON THE APPARATUS.
- 2) DO NOT INSTALL OR PLACE THIS UNIT IN A BOOKCASE, BUILT-IN CABINET OR IN ANOTHER CONFINED SPACE. ENSURE THE UNIT IS WELL VENTILATED.
- 3) TO PREVENT RISK OF ELECTRIC SHOCK OR FIRE HAZARD DUE TO OVERHEATING, DO NOT OBSTRUCT THE UNIT'S VENTILATION OPENINGS WITH NEWSPAPERS, TABLECLOTHS, CURTAINS, AND SIMILAR ITEMS.
- 4) DO NOT INSTALL NEAR ANY HEAT SOURCES SUCH AS RADIATORS, HEAT REGISTERS, STOVES, OR OTHER APPARATUS (INCLUDING AMPLIFIERS) THAT PRODUCE HEAT.
- 5) DO NOT PLACE SOURCES OF NAKED FLAMES, SUCH AS LIGHTED CANDLES, ON THE UNIT.
- 6) CLEAN THIS APPARATUS ONLY WITH DRY CLOTH.
- 7) UNPLUG THIS APPARATUS DURING LIGHTNING STORMS OR WHEN UNUSED FOR LONG PERIODS OF TIME.
- 8) PROTECT THE POWER CORD FROM BEING WALKED ON OR PINCHED PARTICULARLY AT PLUGS.
- 9) ONLY USE ATTACHMENTS/ACCESSORIES SPECIFIED BY THE MANUFACTURER.
- 10) REFER ALL SERVICING TO QUALIFIED SERVICE PERSONNEL.

INTRODUCTION

Grandbeing's GB07_CAT5E_HDMI is a HDMI extender while using CAT-5E cable as transmission media.

Benefits from using GB07_CAT5E_HDMI :

- 1) The length of HDMI cable is fixed and unchangeable after it is produced. Because the HDMI connector can only be soldered or terminated by professional worker in factory, the users can not reduce or increase by themselves. However CAT5E cables are available everywhere and be processed easily by the user or installer.
- 2) When cabling in hidden method, because the header of long HDMI cable is big, and so is the cable. So it is not easy to bend the HDMI cable and pull it through the in-wall tube or tray. However, CAT-5E cable has no such problem.
- 3) By using GB07_CAT5E_HDMI, the transmission distance for 1080P reaches 20 meters, 60 meters for 1080I. For general HDMI cables, cables must be customized when the length over 10 meters.

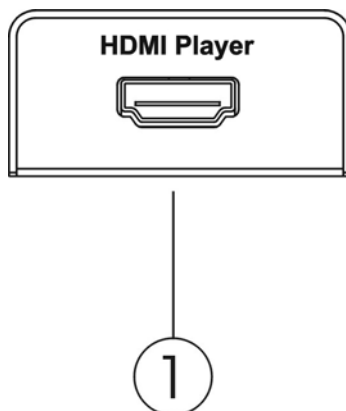
GB07_CAT5E_HDMI offers solutions for residential consumers, HDTV retail and show site, HDTV, STB, DVD and Projector factories, noise, space and security concerns, data center control, information distribution, conference room presentation, school and corporate training environments.

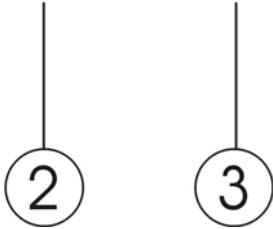
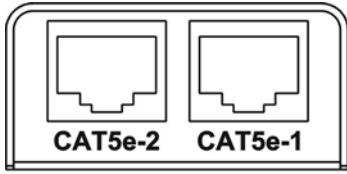
PACKAGE CONTENTS

- 1) Main unit NO. 1 P/N_GB0101A
 - 2) Main unit NO. 2 P/N_GB0101B
 - 3) 5VDC Power Supply.P/N_VDC0501
 - 4) Operating Instructions. P/N_INSGB07_CAT5E_HDMI
- *PART NUMBER (Abbreviation as P/N)**

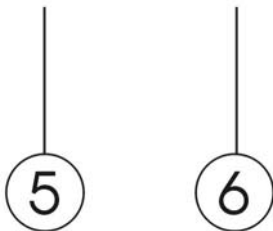
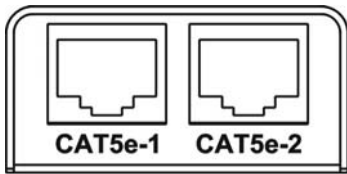

PANEL DESCRIPTIONS

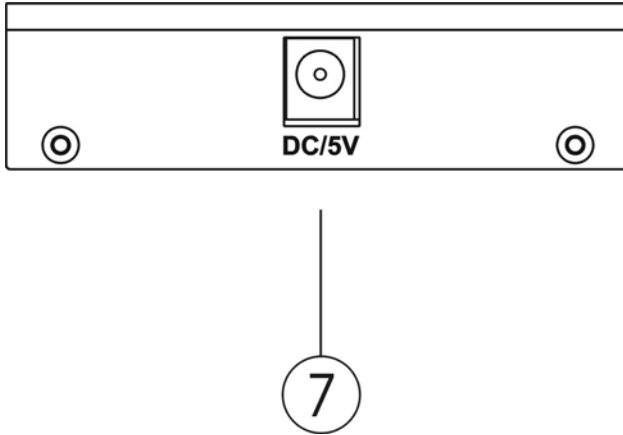
GB0101A





GB0101B





- 1) HDMI input
- 2) CAT-5E output2.
- 3) CAT-5E output1.
- 4) HDMI output
- 5) CAT-5E input1
- 6) CAT-5E input2
- 7) Power Input

CONNECT AND OPERATE

- 1) Connect the HDMI input sources such as: HD-DVD、PS3、STB etc.) into P/N_GB0101A.
- 2) Connect two CAT-5E cables to both the outputs of P/N_GB0101A and inputs of P/N_GB0101B. (The cables must follow the standard of EIA/TIA 568B and the length should be less than 28 meters.)
- 3) Connect the HDMI output(such as : HD-LCD、 HD-DLP) into P/N_GB0101B.
- 4) Plug the power into P/N_GB0101B.

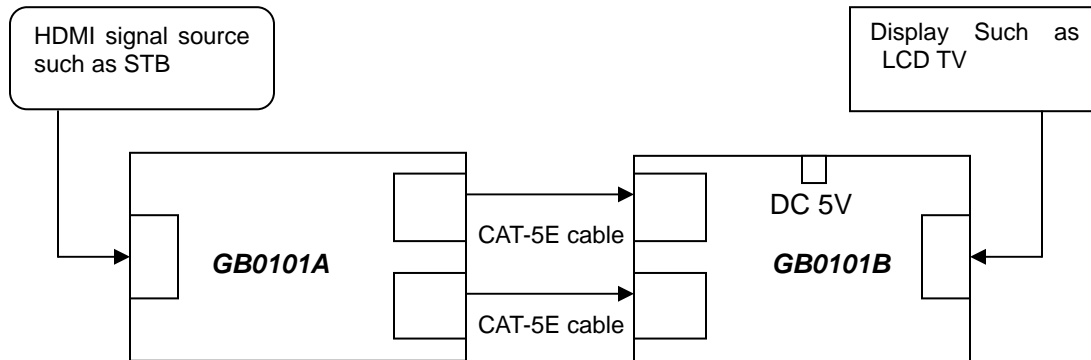
Attention: Insert / Extract cable gently.

SPECIFICATIONS

Operating temperature range.....	-5 to +35°C (-41 to +95°F)
Operating humidity range.....	5 to 90 % RH (no condensation)
Signalling rates.....	2.25Gbits x 3
Input Video Signal.....	0.5-1.0 volts p-p
Input DDC Signal.....	5 volts p-p (TTL)
Video format supported: ...DTV/HDTV: 1080P/1080i/720P/576P/480P/576i/480i	
Output Video.....	HDMI1.3
Transmission distance.....	1080P <25m; 1080i <50M; 480P <80M
Power Consumption.....	120 mWatts (max.)
Dimensions.....	46mmW x 83mmH x 23mmD
Mass.....	260gs(Pairs)

Note: Specifications are subject to change without notice. Mass and dimensions are approximate.

TYPICAL APPLICATION



MAINTENANCE

Clean this unit with a soft, dry cloth. Never use alcohol, paint thinner or benzene to clean this unit.

PRODUCT SERVICE

- 1) **Damage requiring service:** The unit should be serviced by qualified service personnel if:
 - (a) The DC power supply cord or AC adaptor has been damaged;
 - (b) Objects or liquids have gotten into the unit;
 - (c) The unit has been exposed to rain;
 - (d) The unit does not operate normally or exhibits a marked change in performance;
 - (e) The unit has been dropped or the cabinet damaged.
- 2) **Servicing Personnel:** Do not attempt to service the unit beyond that described in these operating instructions. Refer all other servicing to authorized servicing personnel.
- 3) **Replacement parts:** When parts need replacing ensure the servicer uses parts specified by the manufacturer or parts that have the same characteristics as the original parts. Unauthorized substitutes may result in fire, electric shock, or other hazards.

- 4) **Safety check:** After repairs or service, ask the servicer to perform safety checks to confirm that the unit is in proper working condition.

WARRANTY

If your product does not work properly because of a defect in materials or workmanship, Grandbeing Company (referred to as “the warrantor”) will, for the length of the period indicated as below, (**Parts (1) Year, Labor(90) Days**) which starts with the date of original purchase (“Limited Warranty period”), at its option either (a) repair your product with new or refurbished parts, or (b) replace it with a new or a refurbished product. The decision to repair or replace will be made by the warrantor.

During the “Labor” Limited Warranty period there will be no charge for labor. During the “Parts” warranty period, there will be no charge for parts. You must mail-in your product during the warranty period. This Limited Warranty is extended only to the original purchaser and only covers product purchased as new. A purchase receipt or other proof of original purchase date is required for Limited Warranty service.

Mail-In Service

When shipping the unit carefully pack and send it prepaid, adequately insured and preferably in the original carton. Include a letter detailing the complaint and provide a day time phone and/or email address where you can be reached.

IF REPAIR IS NEEDED DURING THE LIMITED WARRANTY PERIOD THE PURCHASER WILL BE REQUIRED TO FURNISH A SALES RECEIPT/PROOF OF PURCHASE INDICATING DATE OF PURCHASE, AMOUNT PAID AND PLACE OF PURCHASE. CUSTOMER WILL BE CHARGED FOR THE REPAIR OF ANY UNIT RECEIVED WITHOUT SUCH PROOF OF PURCHASE.

LIMITED WARRANTY LIMITS AND EXCLUSIONS

- 1) This Limited Warranty ONLY COVERS failures due to defects in materials or workmanship, and DOES NOT COVER normal wear and tear or cosmetic damage. The Limited Warranty ALSO DOES NOT COVER damages which occurred in shipment, or failures which are caused by products not supplied by the warrantor, or failures which result from accidents, misuse, abuse, neglect, mishandling, misapplication, alteration, faulty installation, set-up adjustments, misadjustment of consumer controls, improper maintenance, power line surge, lightning damage, modification, or service by anyone other than a Factory Servicer or other Authorized Servicer, or damage that is attributable to acts of God.
- 2) THERE ARE NO EXPRESS WARRANTIES EXCEPT AS LISTED UNDER “LIMITED WARRANTY COVERAGE”. THE WARRANTOR IS NOT LIABLE FOR INCIDENTAL OR CONSEQUENTIAL DAMAGES RESULTING FROM THE USE OF THIS PRODUCT, OR ARISING OUT OF ANY BREACH OF

THIS WARRANTY. (As examples, this excludes damages for lost time, cost of having someone remove or re-install an installed unit if applicable, travel to and from the servicer, loss of or damage to media or images, data or other recorded content. The items listed are not exclusive, but are for illustration only.)

- 3) PARTS AND SERVICE, WHICH ARE NOT COVERED BY THIS LIMITED WARRANTY, ARE YOUR RESPONSIBILITY.

Grandbeing Technology Co., Ltd

**Address: 6C, Jialitai Building, No. 6 Yanshan Road, Nanshan District
Shenzhen , P.R. China**

Post Code:518067

Tel:86-755-26678449

Fax:86-755-26678549

Email:sales@grandbeing.com, sales@grandbeing.biz, lauarthur@163.com

Website:<http://www.grandbeing.com>