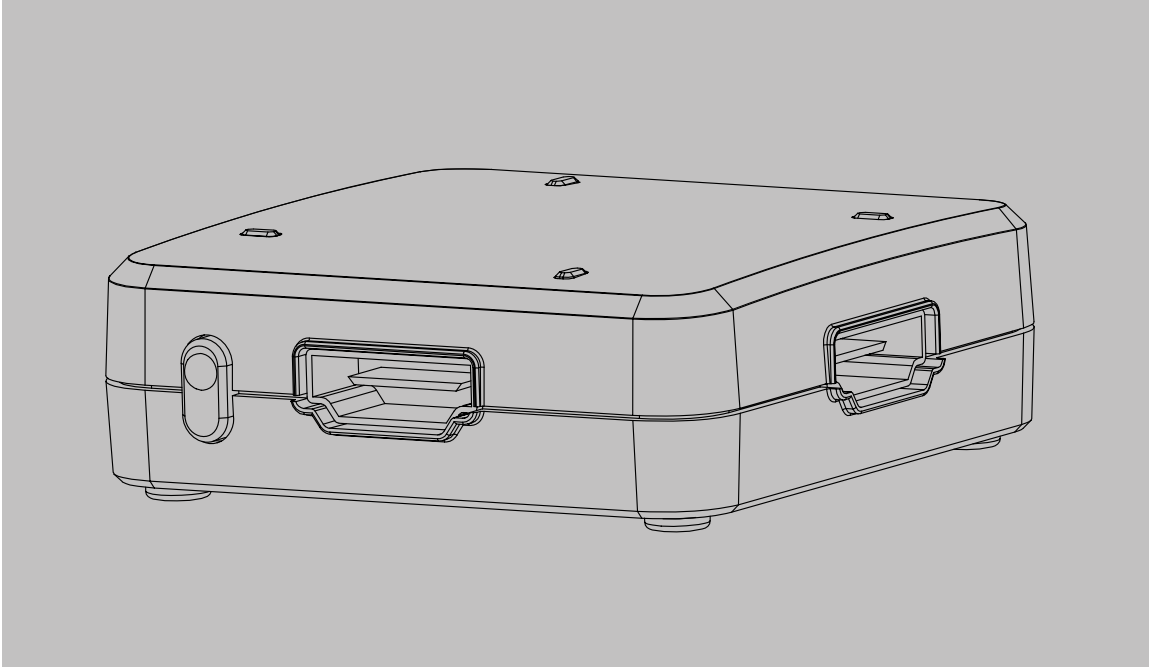




# HDMI Switch

Model No. EX0301-001

**Operating Instructions** ( P/N of this Instructions is INSEX0301-001 )



## FEATURES

- Compact size.
- Auto switching.
- No power supply.
- Distribute any of the three input signal to the output port.
- Manual selection button offered.
- Signaling rates up to 2.25Gbits in support of 1080P display.
- Super receiver equalization to compensate up to 20m HDMI cable losses.
- 3dB driver pre-emphasis to compensate for PCB losses.
- Each port supports HDMI or DVI inputs.
- HDCP compliant.

Dear customer:

Thank you for purchasing this product. For optimum performance and safety, please read these instructions carefully before connecting, operating or adjusting this product. Please keep this manual for future reference.

## NOTICE

Grandbeing Inc. reserves the right to make changes in the hardware, packaging and any accompanying documentation without prior written notice.



### WARNING:

#### TO REDUCE THE RISK OF FIRE, ELECTRIC SHOCK OR PRODUCT DAMAGE:

- 1) DO NOT EXPOSE THIS APPARATUS TO RAIN, MOISTURE, DRIPPING OR SPLASHING AND THAT NO OBJECTS FILLED WITH LIQUIDS, SUCH AS VASES, SHALL BE PLACED ON THE APPARATUS.
- 2) DO NOT INSTALL OR PLACE THIS UNIT IN A BOOKCASE, BUILT-IN CABINET OR IN ANOTHER CONFINED SPACE. ENSURE THE UNIT IS WELL VENTILATED.
- 3) TO PREVENT RISK OF ELECTRIC SHOCK OR FIRE HAZARD DUE TO OVERHEATING, DO NOT OBSTRUCT THE UNIT'S VENTILATION OPENINGS WITH NEWSPAPERS, TABLECLOTHS, CURTAINS, AND SIMILAR ITEMS.
- 4) DO NOT INSTALL NEAR ANY HEAT SOURCES SUCH AS RADIATORS, HEAT REGISTERS, STOVES, OR OTHER APPARATUS (INCLUDING AMPLIFIERS) THAT PRODUCE HEAT.
- 5) DO NOT PLACE SOURCES OF NAKED FLAMES, SUCH AS LIGHTED CANDLES, ON THE UNIT.
- 6) CLEAN THIS APPARATUS ONLY WITH DRY CLOTH.
- 7) UNPLUG THIS APPARATUS DURING LIGHTNING STORMS OR WHEN UNUSED FOR LONG PERIODS OF TIME.
- 8) PROTECT THE POWER CORD FROM BEING WALKED ON OR PINCHED PARTICULARLY AT PLUGS.
- 9) ONLY USE ATTACHMENTS/ACCESSORIES SPECIFIED BY THE MANUFACTURER.
- 10) REFER ALL SERVICING TO QUALIFIED SERVICE PERSONNEL.

## TABLE OF CONTENTS

Introduction.....	4
Package Contents .....	4
Panel Descriptions.....	4
Connect and Operation .....	5
Specification .....	5
Typical Application .....	6
Maintenance .....	6
Product Service .....	6
Warranty .....	7
Contact Information .....	8

## INTRODUCTION

Grandbeing's EX0301-001 is a three-input-one-output HDMI switch. It could switch the three HDMI inputs to the output. These three inputs are auto switching. **(Smart function)** And you can also use the button on the front panel to choose the input you want to show.

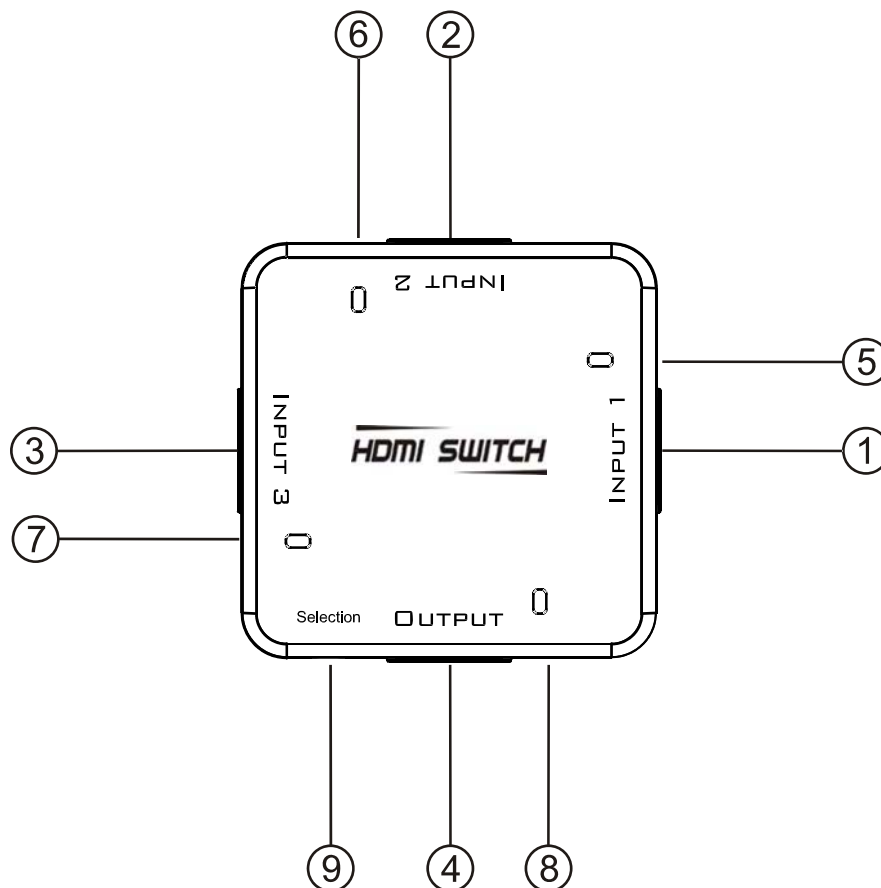
EX0301-001 has the ability of equalization and amplification to ensure HDMI signal's transmission through long cable without quality loss.

EX0301-001 offers solutions for residential consumers, HDTV retail and show site, HDTV, STB, DVD and Projector factories, noise, space and security concerns, data center control, information distribution, conference room presentation, school and corporate training environments.

## PACKAGE CONTENTS

- 1) Main unit. P/N\_ EX0301-001
  - 2) Operating Instructions. P/N\_INS EX0301-001
- \*PART NUMBER (Abbreviation as P/N)

## PANEL DESCRIPTIONS



1. Input port 1
2. Input port 2
3. Input port 3
4. Output port
5. Indicator of input 1
6. Indicator of input 2
7. Indicator of input 3
8. Indicator of output
9. Source selection

## CONNECT AND OPERATION

- 1) Connect the HDMI input sources such as: HD-DVD, PS3, STB etc.) into EX0301-001.
- 2) Connect the HDMI output( such as : HD-LCD, HD-DLP ) into EX0301-001.
- 3) Power on the input source you want to show. (Keep the unused inputs power off, otherwise they may interfere the normal display.)
- 4) Power on the display.

( **Remark:** Manual selection button can be used when the user want to select the source manually. )

\* **Smart Function:** When there are more than one sources connected to the switch. The user should leave the desired source on, the others off. Then the switch will choose this source automatically and sending the signal to the display. If several sources are all powered on, the last powered source will be chosen. Because of this character, user could use the method of power off/on the source to choose the desired signal.



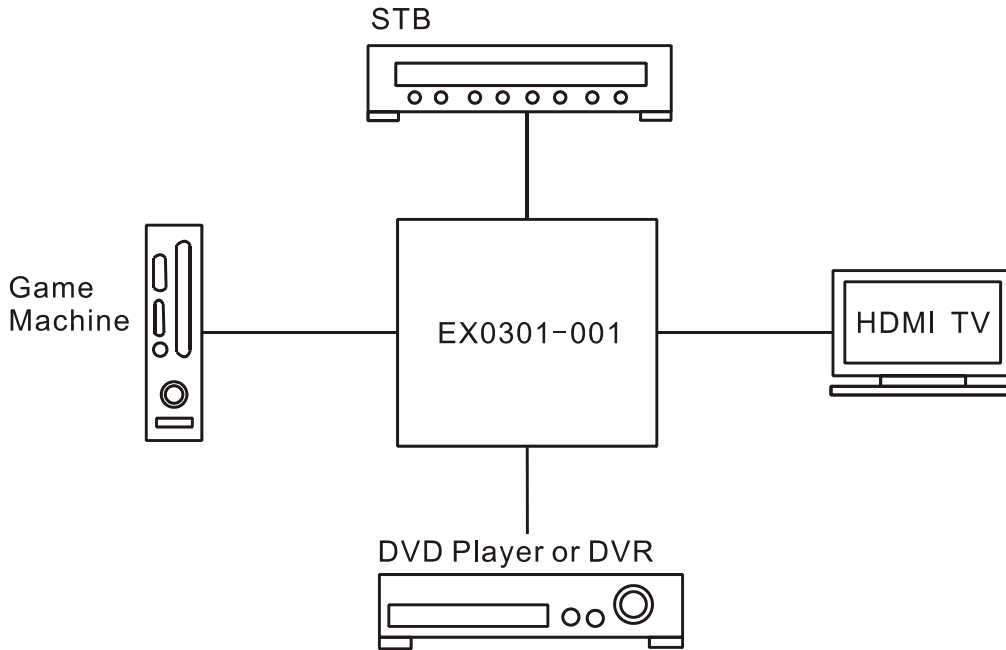
**Insert / Extract cables gently.**

## SPECIFICATIONS

Operating Temperature Range	-5 to +35°C(-41 to +95 °F)
Operating Humidity Range	5 to 90 % RH (no condensation)
Input Video Signal	0.5-1.0 volts p-p
Input DDC Signal	5 volts p-p (TTL)
Video Format Supported	DTV/HDTV:1080p/1080i/720p/576p/480p /576i/480i
Signaling Rates	2.25Gbits x3
Output Video	HDMI1.3
Maximum Transmission Distance	<20m (AWG28 HDMI cable)
Dimensions	62mmW×62mmH×19mmD /2.4"W×2.4"H×0.7"D
Mass( Main unit )	40gs/0.08lb

**\*Note: Specifications are subject to change without notice. Mass and dimensions are approximate.**

## TYPICAL APPLICATION



## MAINTENANCE

Clean this unit with a soft, dry cloth. Never use alcohol, paint thinner or benzene to clean this unit.

## PRODUCT SERVICE

- 1) **Damage requiring service:** The unit should be serviced by qualified service personnel if:
  - (a) The DC power supply cord or AC adaptor has been damaged;
  - (b) Objects or liquids have gotten into the unit;
  - (c) The unit has been exposed to rain;
  - (d) The unit does not operate normally or exhibits a marked change in performance;
  - (e) The unit has been dropped or the cabinet has been damaged.
- 2) **Servicing Personnel:** Do not attempt to service the unit beyond that described in these operating instructions. Refer all other servicing to authorized servicing personnel.
- 3) **Replacement parts:** When parts need replacing ensure the servicer uses parts specified by the manufacturer or parts that have the same characteristics as the original parts. Unauthorized substitutes may result in fire, electric shock, or other hazards.
- 4) **Safety check:** After repairs or service, ask the servicer to perform safety

checks to confirm that the unit is in proper working condition.

## WARRANTY

If your product does not work properly because of a defect in materials or workmanship, Grandbeing Company (referred to as “the warrantor”) will, for the length of the period indicated as below, (**Parts (1) Year, Labor(90) Days**) which starts with the date of original purchase (“Limited Warranty period”), at its option either (a) repair your product with new or refurbished parts, or (b) replace it with a new or a refurbished product. The decision to repair or replace will be made by the warrantor.

During the “Labor” Limited Warranty period there will be no charge for labor. During the “Parts” warranty period, there will be no charge for parts. You must mail-in your product during the warranty period. This Limited Warranty is extended only to the original purchaser and only covers product purchased as new. A purchase receipt or other proof of original purchase date is required for Limited Warranty service.

### Mail-In Service

When shipping the unit, carefully pack and send it prepaid, adequately insured and preferably in the original carton. Include a letter detailing the complaint and provide a day time phone and/or email address where you can be reached.

IF REPAIR IS NEEDED DURING THE LIMITED WARRANTY PERIOD THE PURCHASER WILL BE REQUIRED TO FURNISH A SALES RECEIPT/PROOF OF PURCHASE INDICATING DATE OF PURCHASE, AMOUNT PAID AND PLACE OF PURCHASE. CUSTOMER WILL BE CHARGED FOR THE REPAIR OF ANY UNIT RECEIVED WITHOUT SUCH PROOF OF PURCHASE.

### LIMITED WARRANTY LIMITS AND EXCLUSIONS

- 1) This Limited Warranty ONLY COVERS failures due to defects in materials or workmanship, and DOES NOT COVER normal wear and tear or cosmetic damage. The Limited Warranty ALSO DOES NOT COVER damages which occurred in shipment, or failures which are caused by products not supplied by the warrantor, or failures which result from accidents, misuse, abuse, neglect, mishandling, misapplication, alteration, faulty installation, set-up adjustments, misadjustment of consumer controls, improper maintenance, power line surge, lightning damage, modification, or service by anyone other than a Factory Service center or other Authorized Servicer, or damage that is attributable to acts of God.
- 2) THERE ARE NO EXPRESS WARRANTIES EXCEPT AS LISTED UNDER “LIMITED WARRANTY COVERAGE”. THE WARRANTOR IS NOT LIABLE FOR INCIDENTAL OR CONSEQUENTIAL DAMAGES RESULTING FROM THE USE OF THIS PRODUCT, OR ARISING OUT OF ANY BREACH OF THIS WARRANTY. (As examples, this excludes damages for lost time, cost

of having someone remove or re-install an installed unit if applicable, travel to and from the servicer, loss of or damage to media or images, data or other recorded content. The items listed are not exclusive, but are for illustration only.)

- 3) PARTS AND SERVICE, WHICH ARE NOT COVERED BY THIS LIMITED WARRANTY, ARE YOUR RESPONSIBILITY.

**Thank you for your purchase.**

**We appreciate your business. Please contact us with your question and comments.**

**Grandbeing Technology Co., Ltd  
6C, Jialitai Building, No. 6 Yanshan Road,  
Nanshan District Shenzhen , P.R. China  
Post Code:518067**

**Tel:86-755-26678449  
Fax:86-755-26678549**

**Email:[sales@grandbeing.com](mailto:sales@grandbeing.com),  
[lauarthur@163.com](mailto:lauarthur@163.com)**

**Website:<http://www.grandbeing.com>**

